

City & County of San Francisco
London N. Breed, Mayor



Office of the City Administrator
Carmen Chu, City Administrator
David Serrano Sewell, Executive Director
Office of the Chief Medical Examiner

April 14, 2023

Subject: Report on Accidental Overdose Deaths

The enclosed report provides preliminary data of accidental overdose deaths in the City and County of San Francisco from January 1, 2023, to March 31, 2023. The preliminary number of accidental overdose deaths in March 2023 is 66.

The reports are published by the Office of the Chief Medical Examiner (OCME), Forensic Laboratory Division, to comply with local and state reporting guidelines and further OCME's mission to provide neutral data to inform policymakers. Please note, these results are preliminary as of testing to April 10, 2023, and are subject to change as the OCME finalizes the manner and cause of each death. These reports are not intended to replace other death statistics within the City that rely on finalized death certificates.

Pertinent for accurate use of these reports is understanding the source of the data and its subsequent summarization process. Decedent demographic and case information were obtained from the OCME case management system. Additionally, specific details from investigator narratives, forensic toxicology results, and where available, preliminary autopsy findings, were utilized. Collected demographic information included race, gender, age, fixed address status, and locations of residence and death.

Due to their significance in accidental overdose deaths, the reported drugs for open cases were specific to fentanyl, heroin, medicinal opioids, methamphetamine and cocaine. Their detection in blood was captured to best determine relevance in each case. Medicinal opioid-positive cases required the presence of codeine, hydrocodone, oxycodone, morphine, hydromorphone, oxymorphone, buprenorphine, tramadol, and/or methadone. Heroin-likely determination was more closely evaluated, requiring the presence of specific heroin markers in blood or urine, expected morphine to codeine ratios, and/or case details consistent with heroin use. Closed casework included any drug-involved accidental overdose where the death has been certified.

Sincerely,

A handwritten signature in blue ink, appearing to read "Luke N. Rodda".

Luke N. Rodda, Ph.D. MRACI CChem
Chief Forensic Toxicologist and Director, Forensic Laboratory Division

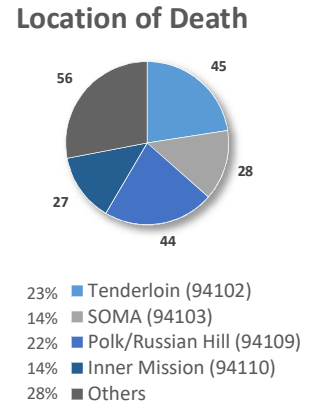
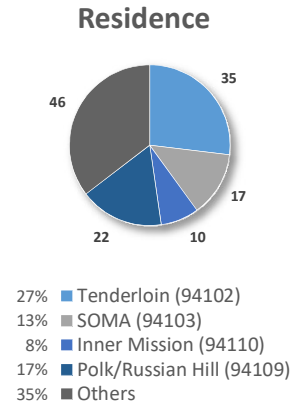
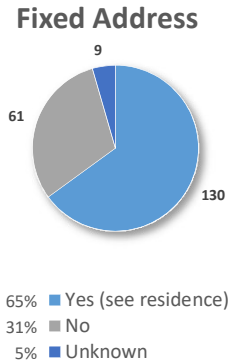
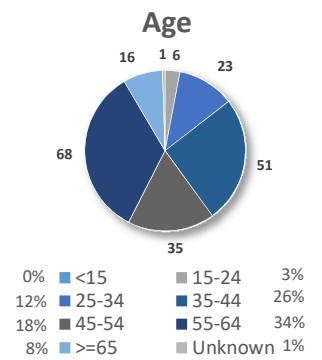
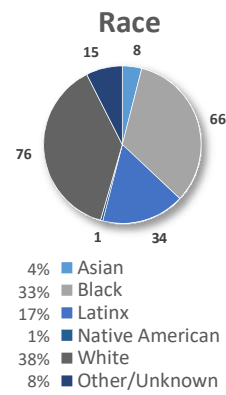
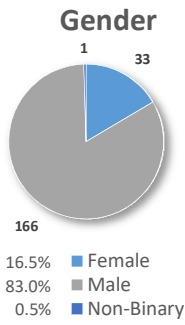
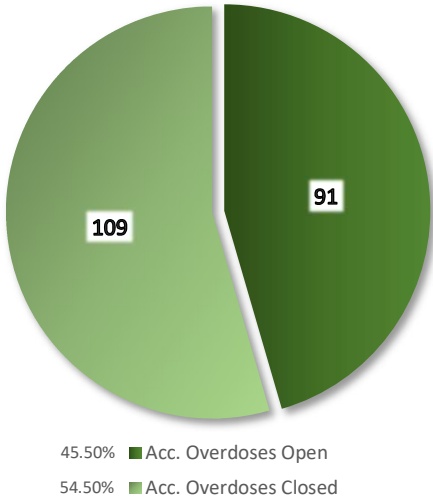
cc: Office of the City Administrator
enclosures: Preliminary Accidental Drug Overdose Data Reports for January 2023 through March 2023

**Preliminary Accidental Drug Overdose Data Report for
January 2023 through March 2023**

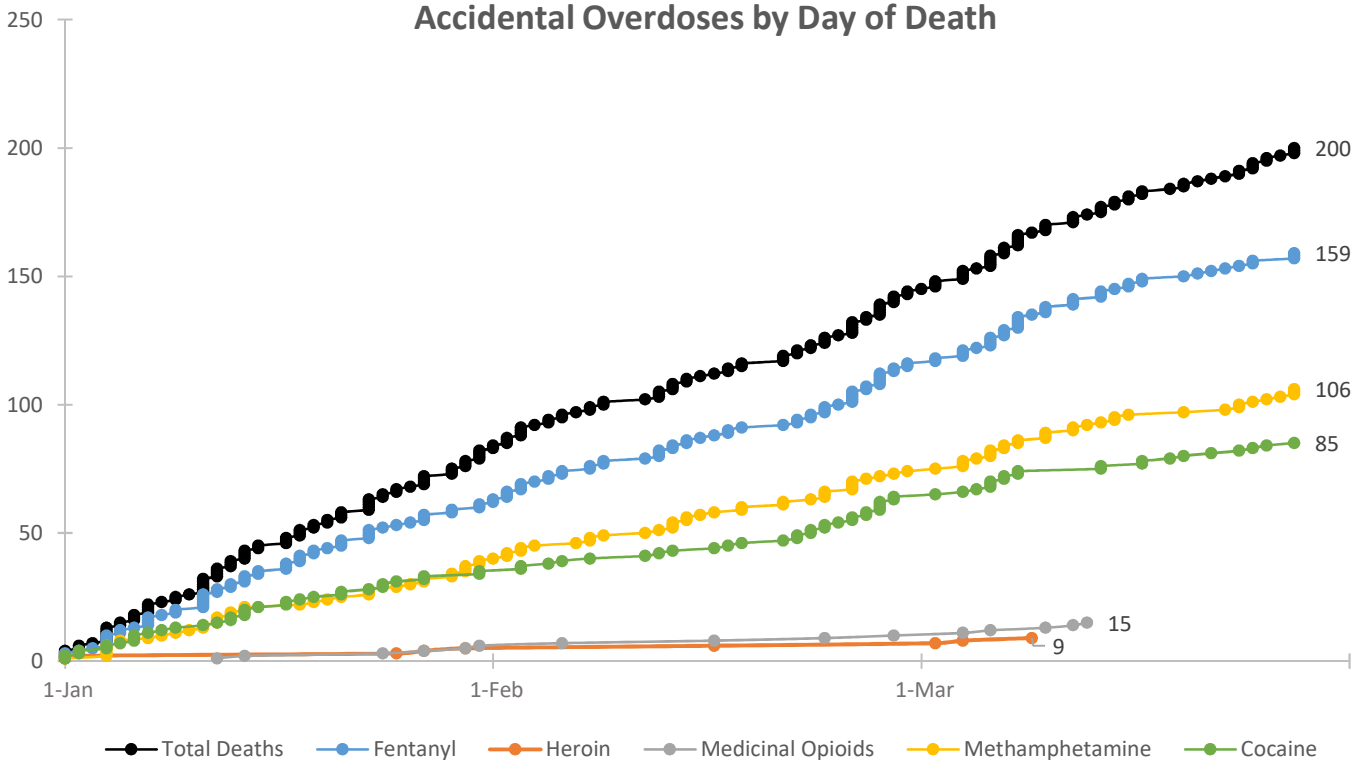


Preliminary Accidental Drug Overdose Data Report
as of testing to April 10, 2023

JAN-MAR 2023



Accidental Overdoses by Day of Death

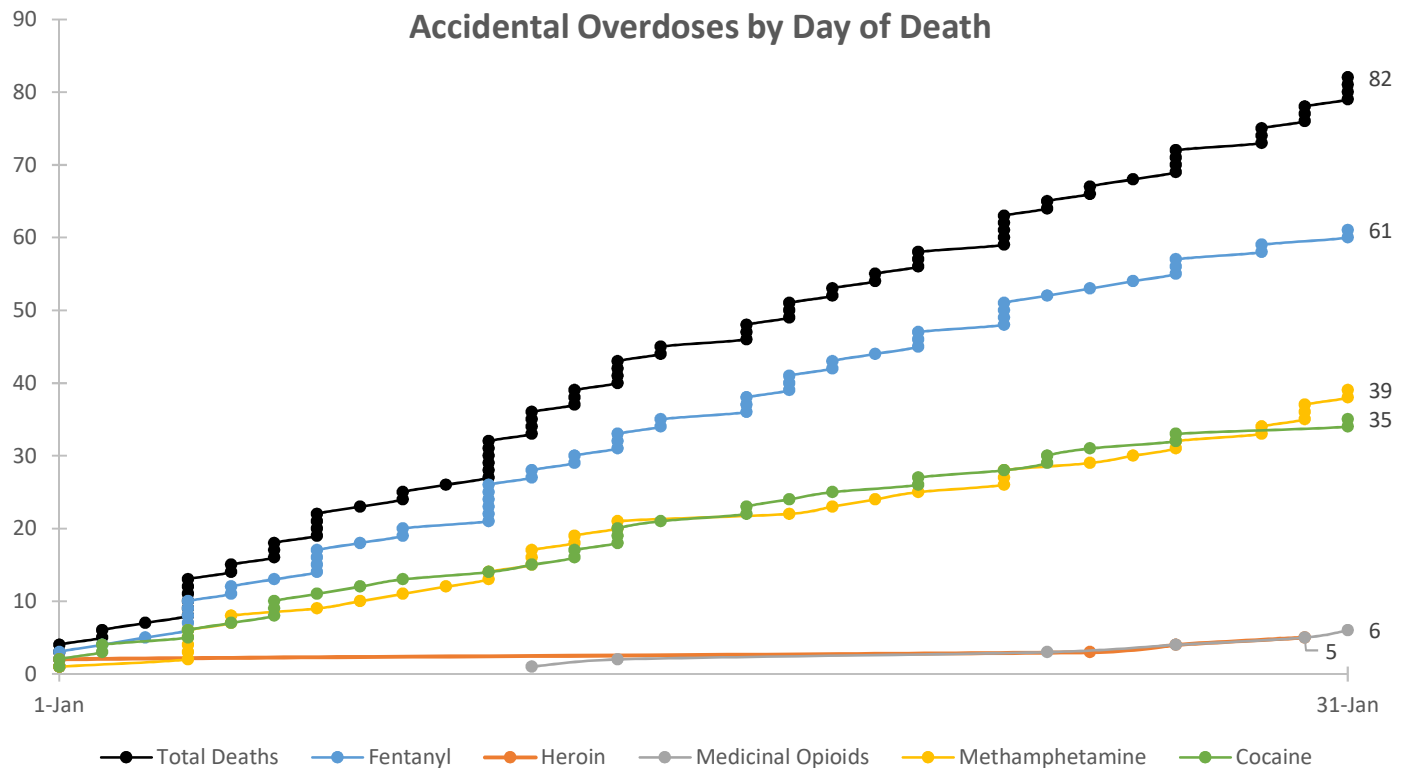
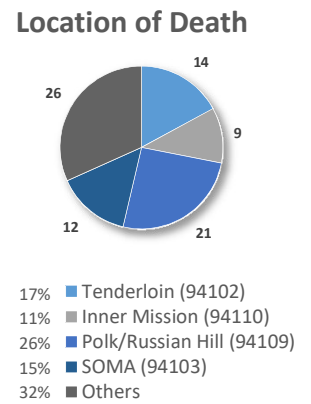
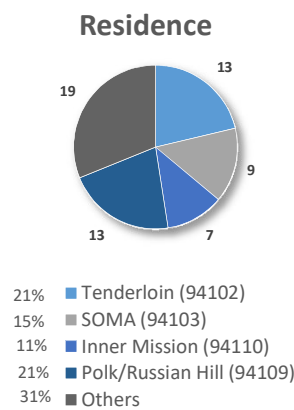
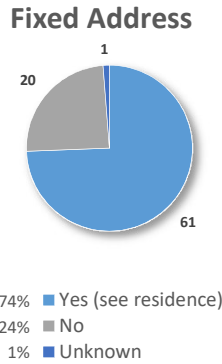
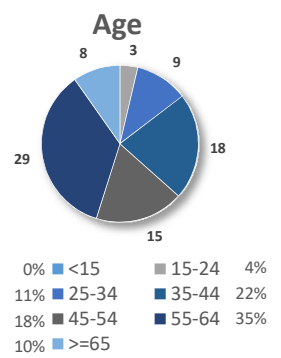
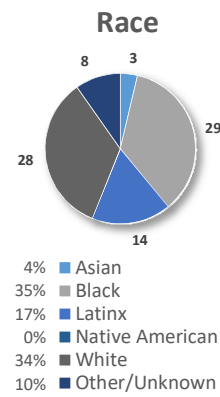
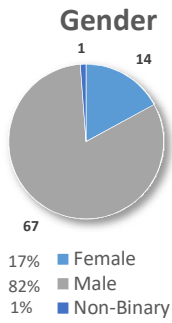
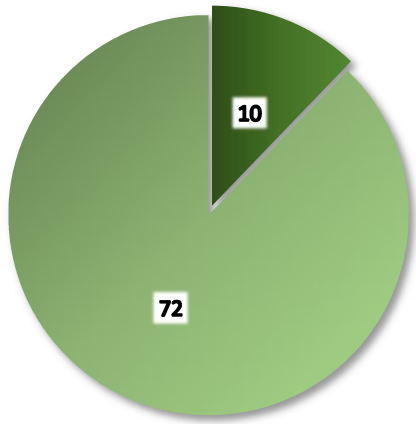


"Acc. Overdoses Open" cases do not have a final cause and manner of death classification; "Acc. Overdoses Closed" cases have a final cause and manner of death classification.
 "No fixed address" denotes community members who may be experiencing homelessness.
 "Residence" denotes address where decedent lived; "Location of Death" denotes the location where death was declared. For "Residence" and "Location of Death", the 4 most affected neighborhoods are represented, the "Others" category refers to all other zip codes within the City and County of San Francisco and any of out county residences.
 "Gender" refers to gender at time of death.
 "Total Deaths" denotes Accidental Overdoses where one or more drugs contribute to the cause of death; however, every point for each drug series is inclusive, but not necessarily exclusive, of that drug. "Total deaths" represents all accidental overdoses including ones for drugs not specified above.



Preliminary Accidental Drug Overdose Data Report
as of testing to April 10, 2023

JANUARY 2023

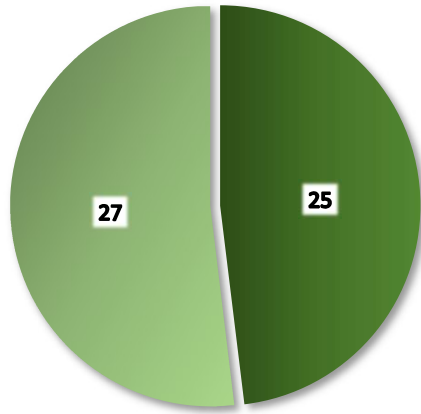


"Acc. Overdoses Open" cases do not have a final cause and manner of death classification; "Acc. Overdoses Closed" cases have a final cause and manner of death classification.
 "No fixed address" denotes community members who may be experiencing homelessness.
 "Residence" denotes address where decedent lived; "Location of Death" denotes the location where death was declared. For "Residence" and "Location of Death", the 4 most affected neighborhoods are represented, the "Others" category refers to all other zip codes within the City and County of San Francisco and any of out county residences.
 "Gender" refers to gender at time of death.
 "Total Deaths" denotes Accidental Overdoses where one or more drugs contribute to the cause of death; however, every point for each drug series is inclusive, but not necessarily exclusive, of that drug. "Total deaths" represents all accidental overdoses including ones for drugs not specified above.



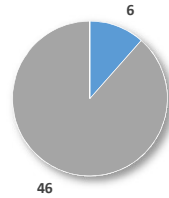
Preliminary Accidental Drug Overdose Data Report
as of testing to April 10, 2023

FEBRUARY 2023



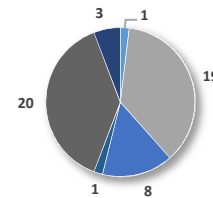
48.08% ■ Acc. Overdoses Open
51.92% ■ Acc. Overdoses Closed

Gender



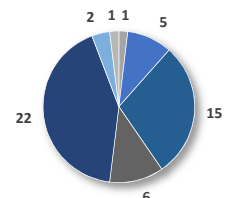
12% ■ Female
88% ■ Male
0% ■ Non-Binary

Race



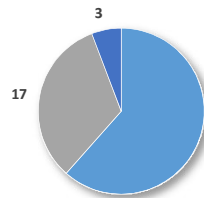
2% ■ Asian
37% ■ Black
15% ■ Latinx
2% ■ Native American
38% ■ White
6% ■ Other/Unknown

Age



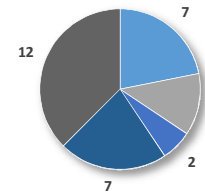
0% ■ <15
2% ■ 15-24
10% ■ 25-34
29% ■ 35-44
12% ■ 45-54
42% ■ 55-64
4% ■ >=65
2% ■ Unknown

Fixed Address



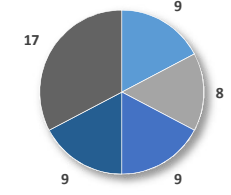
62% ■ Yes (see residence)
33% ■ No
6% ■ Unknown

Residence



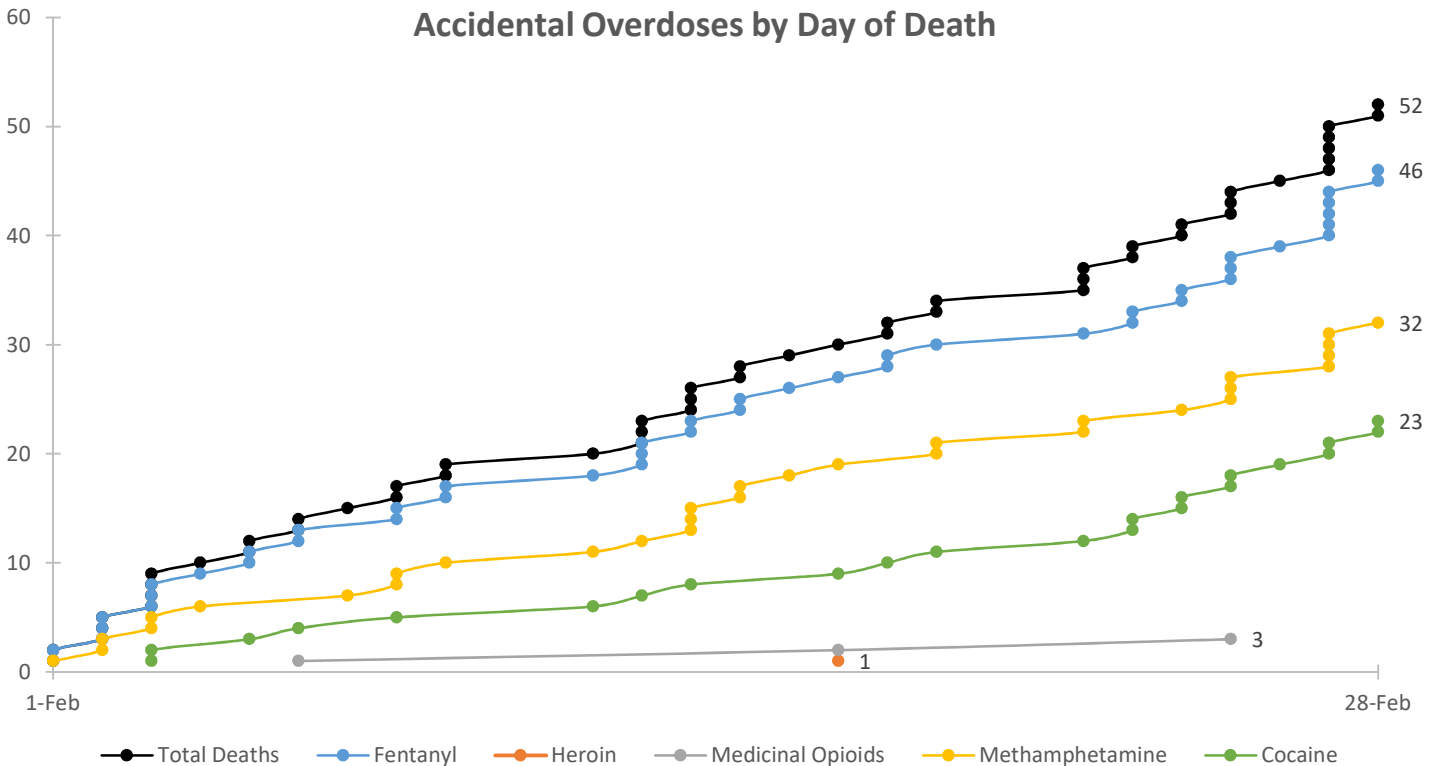
22% ■ Tenderloin (94102)
13% ■ SOMA (94103)
6% ■ Haight-Ashbury (94117)
22% ■ Polk/Russian Hill (94109)
38% ■ Others

Location of Death



17% ■ Tenderloin (94102)
15% ■ Inner Mission (94110)
17% ■ Polk/Russian Hill (94109)
17% ■ SOMA (94103)
33% ■ Others

Accidental Overdoses by Day of Death



"Acc. Overdoses Open" cases do not have a final cause and manner of death classification; "Acc. Overdoses Closed" cases have a final cause and manner of death classification.

"No fixed address" denotes community members who may be experiencing homelessness.

"Residence" denotes address where decedent lived; "Location of Death" denotes the location where death was declared. For "Residence" and "Location of Death", the 4 most affected neighborhoods are represented, the "Others" category refers to all other zip codes within the City and County of San Francisco and any of out county residences.

"Gender" refers to gender at time of death.

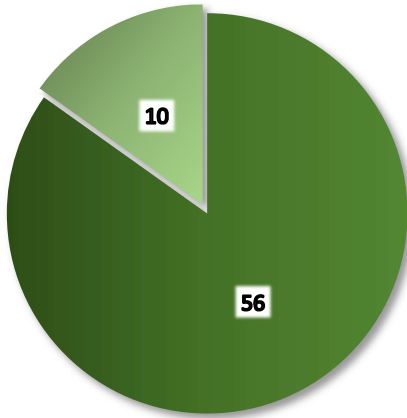
"Total Deaths" denotes Accidental Overdoses where one or more drugs contribute to the cause of death; however, every point for each drug series is inclusive, but not necessarily exclusive, of that drug. "Total deaths" represents all accidental overdoses including ones for drugs not specified above.

PLEASE NOTE THIS DATA IS PRELIMINARY INFORMATION AND SUSCEPTIBLE TO CHANGE



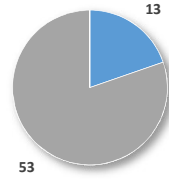
Preliminary Accidental Drug Overdose Data Report
as of testing to April 10, 2023

MARCH 2023



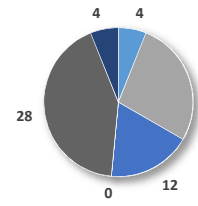
84.85% ■ Acc. Overdoses Open
15.15% ■ Acc. Overdoses Closed

Gender



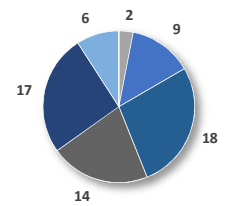
20% ■ Female
80% ■ Male
0% ■ Non-Binary

Race



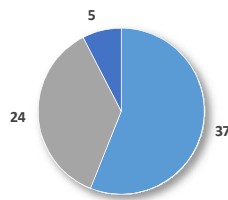
6% ■ Asian
27% ■ Black
18% ■ Latinx
0% ■ Native American
42% ■ White
6% ■ Other/Unknown

Age



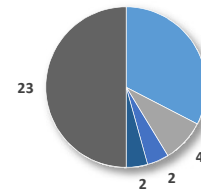
0% ■ <15
3% ■ 15-24
14% ■ 25-34
27% ■ 35-44
21% ■ 45-54
26% ■ 55-64
9% ■ >=65
0% ■ Unknown

Fixed Address



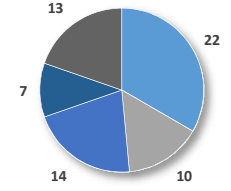
56% ■ Yes (see residence)
36% ■ No
8% ■ Unknown

Residence



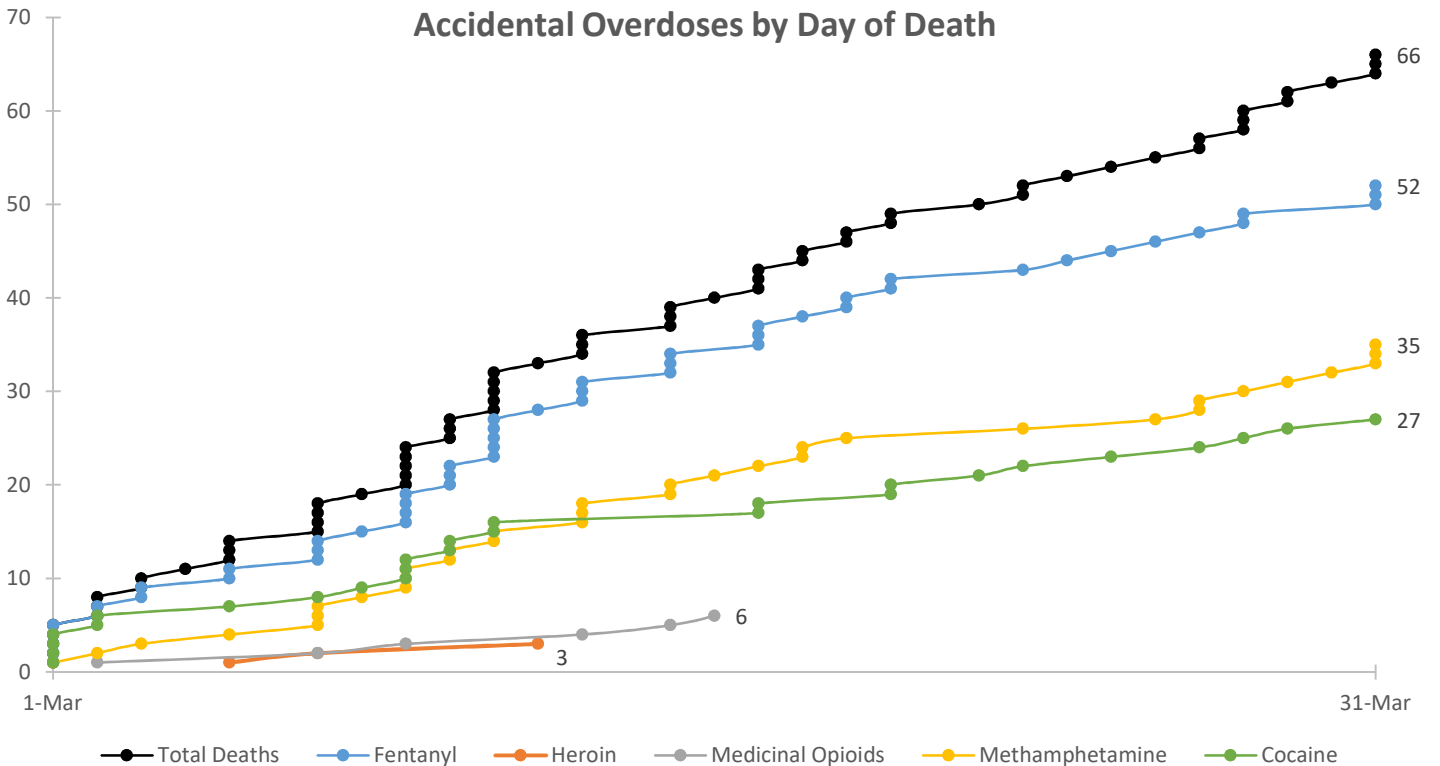
33% ■ Tenderloin (94102)
9% ■ SOMA (94103)
4% ■ Inner Mission (94110)
4% ■ Polk/Russian Hill (94109)
50% ■ Others

Location of Death



33% ■ Tenderloin (94102)
15% ■ Inner Mission (94110)
21% ■ Polk/Russian Hill (94109)
11% ■ SOMA (94103)
20% ■ Others

Accidental Overdoses by Day of Death



"Acc. Overdoses Open" cases do not have a final cause and manner of death classification; "Acc. Overdoses Closed" cases have a final cause and manner of death classification.

"No fixed address" denotes community members who may be experiencing homelessness.

"Residence" denotes address where decedent lived; "Location of Death" denotes the location where death was declared. For "Residence" and "Location of Death", the 4 most affected neighborhoods are represented, the "Others" category refers to all other zip codes within the City and County of San Francisco and any of out county residences.

"Gender" refers to gender at time of death.

"Total Deaths" denotes Accidental Overdoses where one or more drugs contribute to the cause of death; however, every point for each drug series is inclusive, but not necessarily exclusive, of that drug. "Total deaths" represents all accidental overdoses including ones for drugs not specified above.

PLEASE NOTE THIS DATA IS PRELIMINARY INFORMATION AND SUSCEPTIBLE TO CHANGE